

BLUE
SAVANNAH

Sky



discover • explore • experience

Botswana

BOTSWANA MAP

© SAFARIBOOKINGS.COM



Botswana, is a landlocked country with a landscape defined by the Kalahari Desert and the Okavango Delta, which becomes a lush animal habitat during the seasonal floods. The massive Central Kalahari Game Reserve, with its fossilized river valleys and undulating grasslands, is home to numerous animals including giraffes, cheetahs, hyenas and wild dogs.



- *Capital: Gaborone*
- *Medical requirement: Proof of yellow fever vaccination*
- *Currency: Pula (P), and Thebe (T) however the US Dollar is the currency of preference*
- *National Carriers: Air Botswana*
- *Main airports: Sir Seretse Khama International Airport (GBE), Kasane Airport (BBK), Maun Airport (MUB)*
- *Time Zone: GMT+2*
- *Transport: Primarily by Air for tourists however it is possible to drive in some parts of the country.*
- *Food specialities: Pap (maize porridge), Boerewors, Samp, Magwinya (fried dough bread) and Mopane worms. Foods unique to Botswana include seswaa, heavily salted mashed-up meat*
- *Language: English (official), Setswana, Kalanga, Sarwa, Ndebele and Afrikaans*

Best Time To Visit:



The Okavango Delta, Moremi and Chobe are Botswana's most popular parks. The best time to visit them is from May to September, during the Dry season and winter, resulting in more moderate temperatures. In addition, the Okavango is flooded from June to October. Wildlife viewing is good year-round, but this can differ for some parks. See below to learn when to visit which park.

***Best Time** June to September (Okavango, Moremi, Chobe) March to May (Other, drier parks)*

***High Season** July to October (Will not feel too crowded, except for Chobe)*

***Low Season** December to April (Some lodges and camps close down)*

***Best Weather** April and May (Moderate temperatures, little to no rainfall, and few clouds)*

***Worst Weather** October and November (Very hot) January and February (Peak of Wet season)*

Best Time To Visit:



May to October - Dry Season - Winter

- *Less vegetation and animals concentrate around water, making them easier to spot*
- *The skies are clear, rain is rare, and there are fewer mosquitoes*
- *Even though most tourists visit during the Dry season, the parks still feel uncrowded, except for the bustling Chobe riverfront area*
- *Early morning and evening drives are cold in June, July and August*

November to April - Wet Season - Summer

- *The scenery is greener, and there are lower rates during this season*
- *Although wildlife is easier to spot in the Dry season, you'll still see plenty*
- *There are many newborn animals and migratory birds*
- *Except for January and February, rains seldom interfere with your trip*
- *During January and February, the rains can be continuous for days*
- *It gets very hot in October and November*
- *Some lodges and camps close down during part of the Wet season*

Best Time to go to Botswana by Major Park:



Moremi, Okavango and Chobe are most popular and offer year-round wildlife viewing. They are at their best during the Dry season when wildlife is easier to spot, and the Okavango is flooded. The other, drier parks are best to visit during, or just after, the Wet season when fresh grasses attract wildlife.

● Excellent ● Good ● Fair ● Poor

> Chobe National Park

Jan	Feb	Mar	Apr	May	Jun	Jul	Aug	Sep	Oct	Nov	Dec
-----	-----	-----	-----	-----	-----	-----	-----	-----	-----	-----	-----

> Central Kalahari GR

Jan	Feb	Mar	Apr	May	Jun	Jul	Aug	Sep	Oct	Nov	Dec
-----	-----	-----	-----	-----	-----	-----	-----	-----	-----	-----	-----

> Kgalagadi TP

Jan	Feb	Mar	Apr	May	Jun	Jul	Aug	Sep	Oct	Nov	Dec
-----	-----	-----	-----	-----	-----	-----	-----	-----	-----	-----	-----

> Makgadikgadi Pans NP

Jan	Feb	Mar	Apr	May	Jun	Jul	Aug	Sep	Oct	Nov	Dec
-----	-----	-----	-----	-----	-----	-----	-----	-----	-----	-----	-----

> Moremi Game Reserve

Jan	Feb	Mar	Apr	May	Jun	Jul	Aug	Sep	Oct	Nov	Dec
-----	-----	-----	-----	-----	-----	-----	-----	-----	-----	-----	-----

> Nxai Pan National Park

Jan	Feb	Mar	Apr	May	Jun	Jul	Aug	Sep	Oct	Nov	Dec
-----	-----	-----	-----	-----	-----	-----	-----	-----	-----	-----	-----

> Okavango Delta

Jan	Feb	Mar	Apr	May	Jun	Jul	Aug	Sep	Oct	Nov	Dec
-----	-----	-----	-----	-----	-----	-----	-----	-----	-----	-----	-----





Main Safari Regions of Botswana

Kasane and Chobe

Linyanti

Savuti

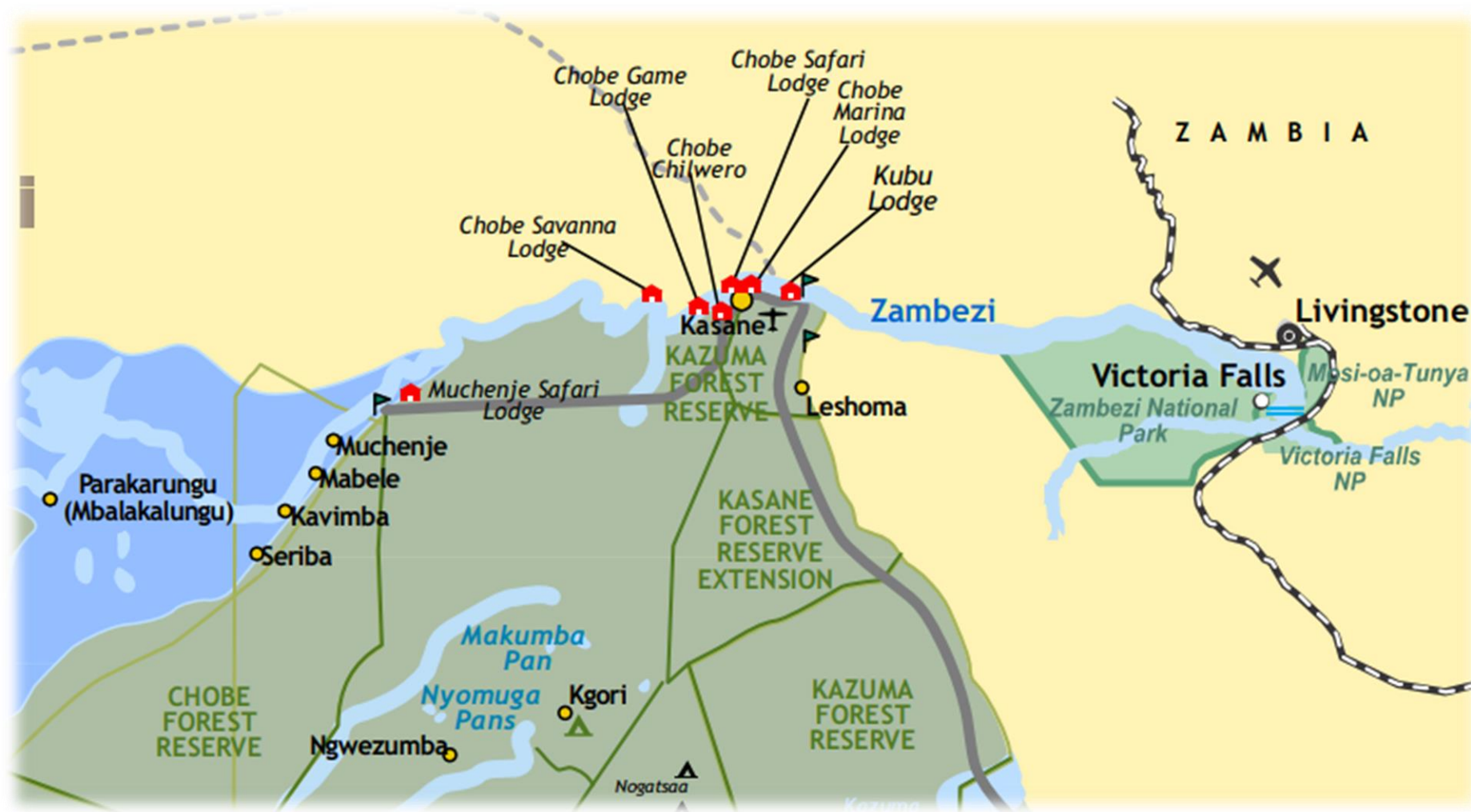
Okavango Delta and Moremi Wildlife Reserve

Selinda and Kwando

Kalahari

Mashatu and the Tuli Block

Makgadikgadi Pans



Kasane

The gateway to Chobe National Park. East of town, the Kazungula Ferry crosses the Zambezi River, connecting to Zambia.

Chobe

Located in the northern region of Botswana and known for the herds of elephants which converge on the Chobe River in the dry season and has the largest wildlife population in all of Africa.

Accommodation in Chobe is at luxury lodges and activities include game drives, river cruises, bushwalking safaris and cultural tours.

The Chobe River



In the far north-eastern corner of Botswana the Chobe River provides the best boat-based animal watching in Africa.

There are hundreds of Elephant, Hippo and Crocodile and plenty of Lion and other predators, all of which can be seen from the comfort of a cruising riverboat.

Giant Fish Eagle remain perched on a branch as you drift by and one metre long monitor Lizards waddle along the bank. Everywhere you look there is something to see and photograph. This really is the most astonishing animal-filled safari experience.



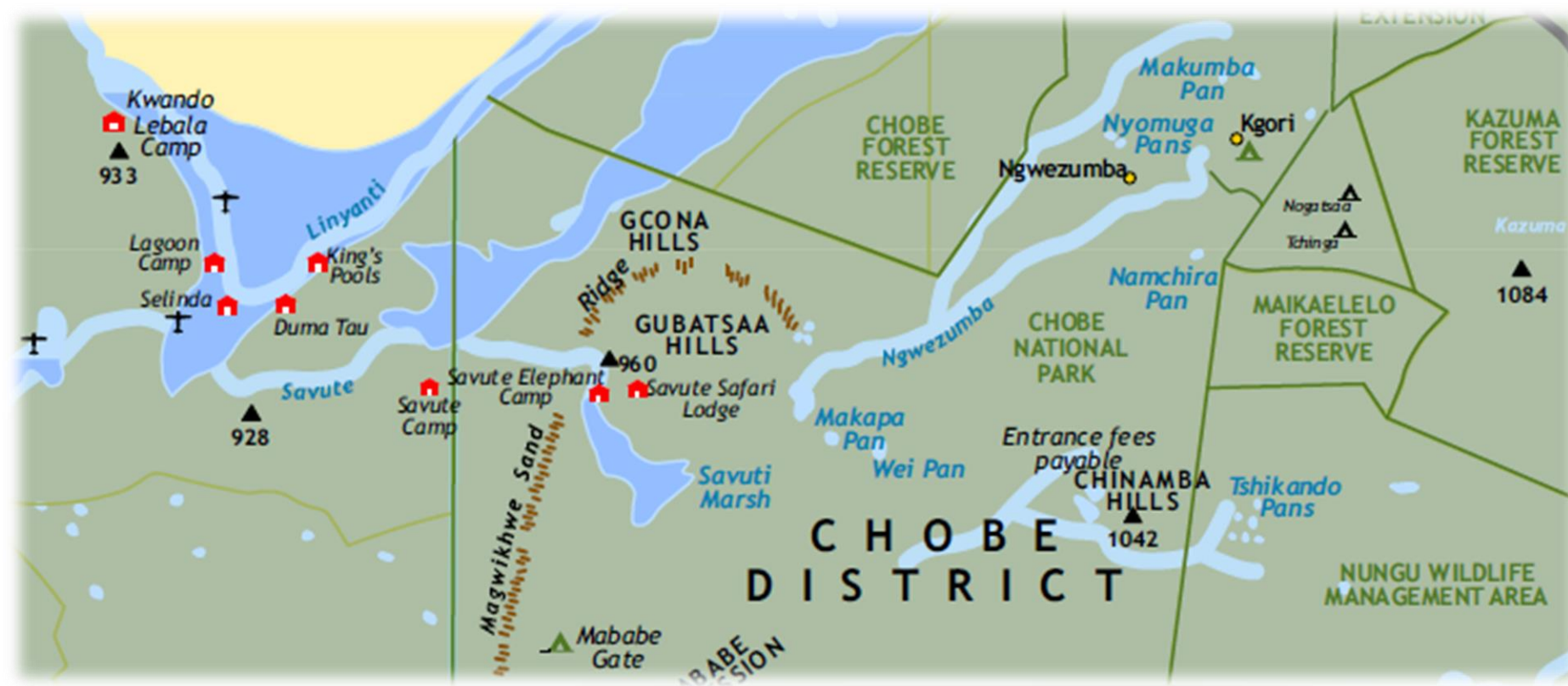


Linyanti

Private reserve bordering the western section Chobe NP. Accessed by scenic road or air transfers. Sightings include free-roaming elephant, cape buffalo, eland, giraffe, hippo, impala and zebra. Accommodation in Savute is at luxury lodges and activities include game excursions, bushwalking safaris, birdwatching and river cruises.

Savute

Located within the northern boundaries of the Chobe NP stretching to the Linyanti River. Highlights include the zebra migration from northern Botswana, the rocky outcrops of the Gubatsa Hills, birds and wildlife. Sightings include lion, hyena, buffalo, elephant and zebra. Accommodation in Savute is at luxury lodges and activities include game drives, birdwatching and bushwalking.





Okavango Delta

A large inland delta and scenic natural wonder which can be reached by road or air transfers.

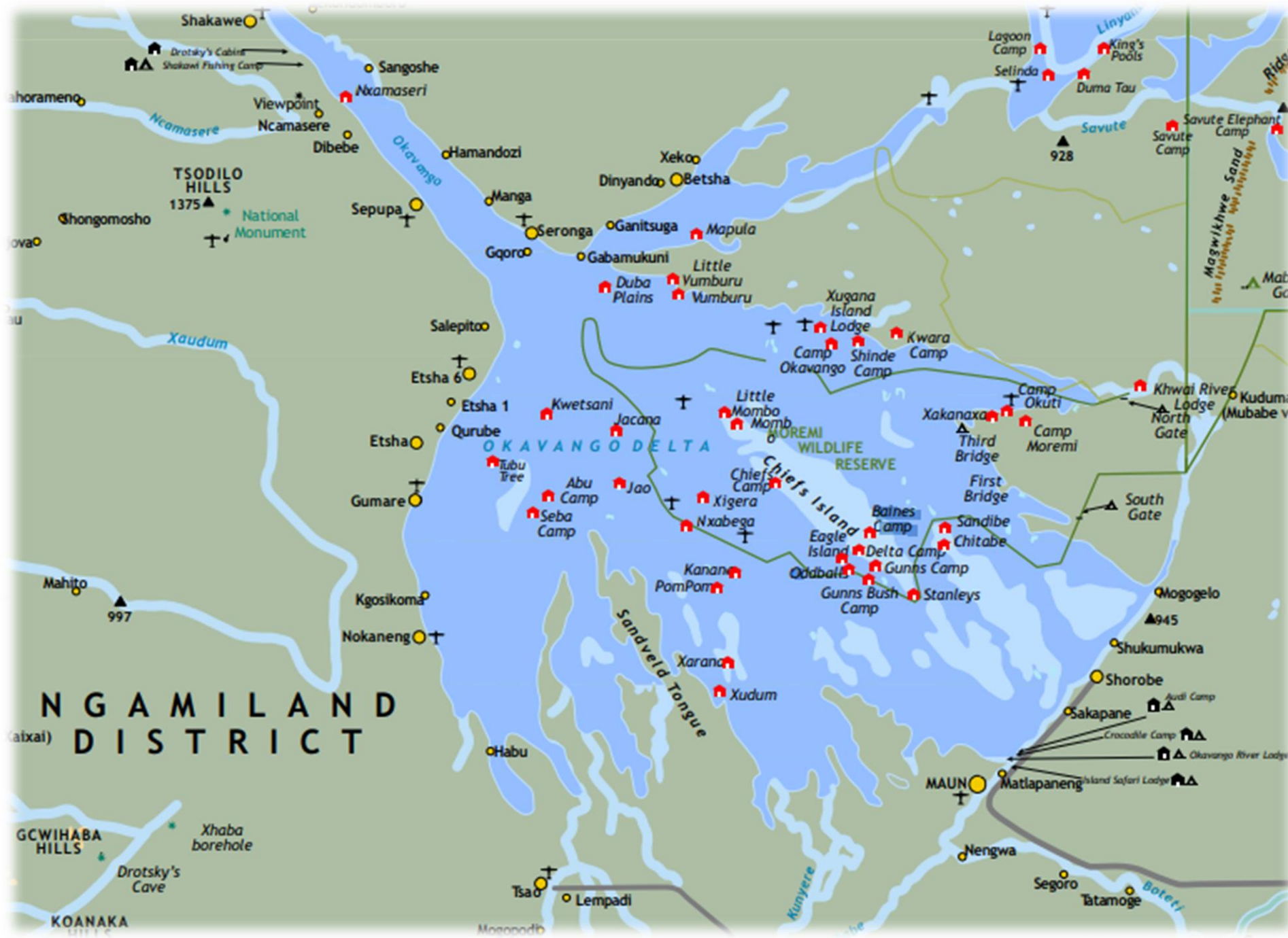
Best explored on a mokoro dugout canoe cruise on the channels. Sightings include lion, cheetah, leopard, and African wild dog.

Accommodation in the Delta is at luxury lodges and activities include mokoro rides, bushwalking safaris and traditional game drives.





Moremi Wildlife Reserve
Located in the eastern section of the Okavango Delta, and can be accessed by road and air transfers. The reserve features dry ecosystems as well as wetlands. Moremi Reserve attractions include Chief's Island that can be accessed by mokoro. Sightings include the Big 5 as well as many bird species. Accommodation in the Moremi Reserve is at luxury lodges and activities include game drives, bush walks and birdwatching.





Central Kalahari Game Reserve

Located in the centre of Botswana and offers a spectacular game viewing. This dry natural wonder is remotely located and can be accessed by air and road. Sightings include giraffe, hyena, warthog, cheetah, wild dog, leopard, wildebeest and kudu. Accommodation in the Central Kalahari Game Reserve is at luxury lodges and activities include game drives, nature walking safaris, birdwatching and cultural tours.



Makgadikgadi Pans

In complete contrast to Chobe are the dry cracked salt pans of Makgadikgadi, which are transformed into a birder's paradise after the rains. The real adventurer will love the remoteness and silence of this flat expanse.

Several camps including Jack's Camp and Makgadikgadi Camp are situated here amongst swaying palm trees and guests head off to explore the glistening salt pans on quad bikes.



Popular Routes - Botswana



Northern Botswana (1 to 2.5 weeks)

After a stopover in Johannesburg, you'll arrive at Maun Airport, the entry gate to Northern Botswana and the Okavango Delta.

Destinations:

- Okavango Delta (2 to 5 days) is the place to see wildlife from a mokoro canoe.*
- Moremi Game Reserve (2 to 5 days) is Big Five territory and the place to visit for exciting game drives.*
- Chobe National Park (2 to 4 days) is best seen from a boat on the river. Herds of elephant coming to drink, offer great photo opportunities.*
- Victoria Falls (1 to 3 days) is a must-see destination just a short hop across the border into Zimbabwe or Zambia.*

Popular add-ons:

- Central Kalahari Game Reserve (2 to 4 days) for a desert safari with San people in the Deception Valley*
- Makgadikgadi Pans and Nxai Pan National Parks (2 to 4 days) to witness the annual migration of wildebeest and zebra*

Popular Routes - Botswana



Chobe Riverfront and Tuli Block (1 to 1.5 weeks)

With a stopover in Johannesburg, you'll arrive at Kasane Airport near Chobe National Park.

Destinations:

- Chobe National Park (2 to 4 days) can be discovered on land by 4WD, and on the river by boat.*
- Victoria Falls (1 to 3 days) is only a few hours' drive from Chobe, and you can visit the waterfall from Zambia or Zimbabwe.*
- Zambezi National Park (0.5 to 1 days) is a great place to see elephant and buffalo as well as a variety of antelope species.*
- Northern Tuli Game Reserve (2 to 4 days) is where herds of elephant can be seen digging for water in dry river beds.*

Popular add-ons:

- Kwando, Selinda and/or Linyanti game reserves (2 to 4 days) at the Linyanti Marshes for an exclusive wildlife experience*